

Official Report of Results by the Most Populous County for Local Questions and Issues


(District/subdivision results reported by county)
SOS administrative purposes only

The Board of Elections hereby reports the votes cast in the district/subdivision for the following question or issue:

County Board of Elections:	Licking	District/ Subdivision:	Southwest Licking Local School District
Election Date:	May 2, 2017	Purpose:	Construct School Facilities Under Classroom Facilities Assistance Program
Issue Type:	Bond Issue	Millage:	6.7
		Percentage: (for income/sales tax)	

List all counties alphabetically and record the vote totals below.

Overlap County/Counties	Yes Votes	No Votes	Comments
Fairfield	100	207	
Licking	3,282	2,749	
Total(s)	3,382	2,956	

 <small>Signature</small>
Director
5/22/17 <small>Date</small>
Date

Official Report of Results by the Most Populous County for Local Questions and Issues


(District/subdivision results reported by county)
SOS administrative purposes only

The Board of Elections hereby reports the votes cast in the district/subdivision for the following question or issue:

County Board of Elections:	Licking	District/ Subdivision:	Northridge Local School District
Election Date:	May 2, 2017	Purpose:	Permanent Improvements & Build & Improve School Buildings & Facilities
Issue Type:	Income Tax & Bond Issue	Millage:	2.9
		Percentage: <small>(for income/sales tax)</small>	0.75%

List all counties alphabetically and record the vote totals below.

Overlap County/Counties	Yes Votes	No Votes	Comments
Delaware	1	2	
Knox	28	58	
Licking	908	1,266	
Total(s)	937	1,326	

 <small>Signature</small>
Director
5/22/17 <small>Date</small>
Date

Official Report of Results by the Most Populous County for Local Questions and Issues


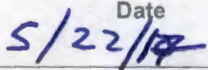
(District/subdivision results reported by county)
SOS administrative purposes only

The Board of Elections hereby reports the votes cast in the district/subdivision for the following question or issue:

County Board of Elections:	Licking	District/ Subdivision:	North Fork Local School District
Election Date:	May 2, 2017	Purpose:	Current Operating Expenses
Issue Type:	Income Tax - School District	Millage:	
		Percentage: <small>(for income/sales tax)</small>	1.00%

List all counties alphabetically and record the vote totals below.

Overlap County/Counties	Yes Votes	No Votes	Comments
Knox	102	104	
Licking	521	424	
Total(s)	623	528	

 <small>Signature</small>
Director
 <small>Date</small>
Date

Official Report of Results by the Most Populous County for Local Questions and Issues


(District/subdivision results reported by county)
SOS administrative purposes only

The Board of Elections hereby reports the votes cast in the district/subdivision for the following question or issue:

County Board of Elections:	Licking	District/ Subdivision:	Licking Heights Local School District
Election Date:	May 2, 2017	Purpose:	Construct School Facilities Under Classroom Facilities Assistance Program
Issue Type:	Bond Issue	Millage:	4.99
		Percentage: <small>(for income/sales tax)</small>	

List all counties alphabetically and record the vote totals below.

Overlap County/Counties	Yes Votes	No Votes	Comments
Franklin	1,895	593	
Licking	938	1,374	
Total(s)	2,833	1,967	

 <small>Signature</small>
Director
5/22/17 <small>Date</small>
Date