

Report of Official Results by the Most Populous County for Local Questions and Issues

(District/subdivision results reported by county)
SOS administrative purposes only

Report of the votes cast in the district/subdivision for the following question or issue:

County Board of Elections:	Licking	District/ Subdivision:	Buckeye Lake
Election Date:	November 7, 2017	Purpose:	Fire & EMS
Issue Type:	Tax Levy	Millage:	5
		Percentage: (for income/sales tax)	

List all counties alphabetically and record the vote totals below.

Overlap County/Counties	Yes Votes	No Votes	Comments
Fairfield	1	2	
Licking	333	125	
Total(s)	334	127	



Director (Attest)

11/27/17

Date

Report of Official Results by the Most Populous County for Local Questions and Issues

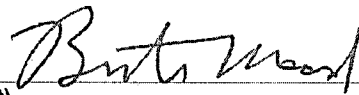
(District/subdivision results reported by county)
SOS administrative purposes only

Report of the votes cast in the district/subdivision for the following question or issue:

County Board of Elections:	Licking	District/ Subdivision:	Buckeye Lake
Election Date:	November 7, 2017	Purpose:	Street, maintenance, paving, operational needs & street lights
Issue Type:	Tax Levy	Millage:	5
		Percentage: (for income/sales tax)	

List all counties alphabetically and record the vote totals below.

Overlap County/Counties	Yes Votes	No Votes	Comments
Fairfield	1	2	
Licking	256	201	
Total(s)	257	203	



 Director (Attest)

 Date 11/27/17

Report of Official Results by the Most Populous County for Local Questions and Issues

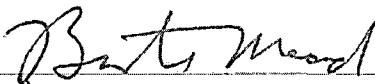
(District/subdivision results reported by county)
SOS administrative purposes only

Report of the votes cast in the district/subdivision for the following question or issue:

County Board of Elections:	Licking	District/ Subdivision:	Northridge Local School District
Election Date:	November 7, 2017	Purpose:	Construct, improve & renovate facilities & permanent improvements
Issue Type:	Income Tax & Bond Issue	Millage:	2.9
		Percentage: (for Income/sales tax)	0.75%

List all counties alphabetically and record the vote totals below.

Overlap County/Counties	Yes Votes	No Votes	Comments
Delaware	1	2	
Knox	60	96	
Licking	1,473	1,674	
Total(s)	1,534	1,772	



Director (Attest)

11/27/17

Date

Official Certification of Results by the Most Populous County (Candidates)

County Board of Elections:	Licking
Election Date:	November 7, 2017

District/ Subdivision	Buckeye Lake Village
Office:	Village Mayor (One to be Elected)

The above named Board of Elections hereby certifies the votes cast for the candidates below for the office described above:

(The successful candidate(s) is(are) indicated by an asterisk.)

Candidates	Clay Carroll	* Peggy A Wells				
Party	Nonpartisan	Nonpartisan				
County	Votes	Votes	Votes	Votes	Votes	Votes
Fairfield	1	1				
Licking	177	283				
Totals	178	284	0	0	0	0

Director (Attest) 

Date 11/27/17

Official Certification of Results by the Most Populous County (Candidates)

County Board of Elections:	Licking
Election Date:	November 7, 2017

District/ Subdivision	Buckeye Lake Village
Office:	Village Council (Three to be Elected)

The above named Board of Elections hereby certifies the votes cast for the candidates below for the office described above:

(The successful candidate(s) is(are) indicated by an asterisk.)

Candidates	* William French	* John Geiger	* Catherine O. Zwiessler			
Party	Nonpartisan	Nonpartisan	Nonpartisan			
County	Votes	Votes	Votes	Votes	Votes	Votes
Fairfield	0	1	0			
Licking	204	254	222			
Totals	204	255	222	0	0	0

Director (Attest) Beth Wood

Date 11/27/17

Official Certification of Results by the Most Populous County (Candidates)

County Board of Elections:	Licking
Election Date:	November 7, 2017

District/ Subdivision	Gratiot Village
Office:	Village Mayor (One to be Elected) Unexpired Term

The above named Board of Elections hereby certifies the votes cast for the candidates below for the office described above:

(The successful candidate(s) is(are) indicated by an asterisk.)

Candidates	* Melanie Kish					
Party	Nonpartisan					
County	Votes	Votes	Votes	Votes	Votes	Votes
Muskingum	19					
Licking	12					
Totals	31	0	0	0	0	0

Director (Attest) _____
Bob Marshall

Date _____
11/27/17

Official Certification of Results by the Most Populous County (Candidates)

County Board of Elections:	Licking
Election Date:	November 7, 2017

District/ Subdivision	Utica Village
Office:	Village Council (Four to be Elected)

The above named Board of Elections hereby certifies the votes cast for the candidates below for the office described above:

(The successful candidate(s) is(are) indicated by an asterisk.)

Candidates	* Connie Long	* James Runyon	* Randy Schilling			
Party	Nonpartisan	Nonpartisan	Nonpartisan			
County	Votes	Votes	Votes	Votes	Votes	Votes
Knox	2	2	4			
Licking	178	185	256			
Totals	180	187	260	0	0	0

 Director (Attest) *Bit Meard*

 Date *11/27/17*

Official Certification of Results by the Most Populous County (Candidates)

County Board of Elections:	Licking
Election Date:	November 7, 2017

District/ Subdivision	Licking County Educational Service Center
Office:	Board of Education (Three to be Elected)

The above named Board of Elections hereby certifies the votes cast for the candidates below for the office described above:

(The successful candidate(s) is(are) indicated by an asterisk.)

Candidates	* Stacy A. Evans	* Marc D. Guthrie	Freddie Latella	* Forest L. Yocum		
Party	Nonpartisan	Nonpartisan	Nonpartisan	Nonpartisan		
County	Votes	Votes	Votes	Votes	Votes	Votes
Delaware	4	5	2	4		
Fairfield	139	127	69	127		
Franklin	896	701	451	523		
Knox	348	304	145	247		
Muskingum	0	0	0	0		
Licking	9,583	10,617	5,184	7,275		
Totals	10,970	11,754	5,851	8,176	0	0

Director (Attest) *Bob ...*

Date 11/27/17

Official Certification of Results by the Most Populous County (Candidates)


County Board of Elections:	Licking
Election Date:	November 7, 2017

District/ Subdivision	Licking Valley School District
Office:	Board of Education (Three to be Elected)

The above named Board of Elections hereby certifies the votes cast for the candidates below for the office described above:

(The successful candidate(s) is(are) indicated by an asterisk.)

Candidates	* Mary Kay Martin	* Lucinda Edie Wills	* Rebecca Clark (Write-in)			
Party	Nonpartisan	Nonpartisan	Nonpartisan			
County	Votes	Votes	Votes	Votes	Votes	Votes
Muskingum	0	0	0			
Licking	1,268	1,490	13			
Totals	1,268	1,490	13	0	0	0

Director (Attest) 

Date 11/27/17

Official Certification of Results by the Most Populous County (Candidates)

County Board of Elections:	Licking
Election Date:	November 7, 2017

District/ Subdivision	North Fork School District
Office:	Board of Education (Three to be Elected)

The above named Board of Elections hereby certifies the votes cast for the candidates below for the office described above:

(The successful candidate(s) is(are) indicated by an asterisk.)

Candidates	* Barbara E. Bruce	* Farrah Cooperider	* Bernard L. Snow	Richard Theisen		
Party	Nonpartisan	Nonpartisan	Nonpartisan	Nonpartisan		
County	Votes	Votes	Votes	Votes	Votes	Votes
Knox	322	307	278	215		
Licking	1,191	1,107	1,044	834		
Totals	1,513	1,414	1,322	1,049	0	0

Barth M...

Director (Attest)

11/27/17

Date

Official Certification of Results by the Most Populous County (Candidates)

County Board of Elections:	Licking
Election Date:	November 7, 2017

District/ Subdivision	Northridge School District
Office:	Board of Education (Three to be Elected)

The above named Board of Elections hereby certifies the votes cast for the candidates below for the office described above:

(The successful candidate(s) is(are) indicated by an asterisk.)

Candidates	* Richard Burkholder	James Jay Golden, Jr.	* Doug Hart	Carrie G. King	* Jeff Schrock	
Party	Nonpartisan	Nonpartisan	Nonpartisan	Nonpartisan	Nonpartisan	
County	Votes	Votes	Votes	Votes	Votes	Votes
Delaware	2	1	2	0	2	
Knox	34	34	57	43	55	
Licking	1,193	1,013	1,291	868	1,143	
Totals	1,229	1,048	1,350	911	1,200	0

Director (Attest) *Betty M... [Signature]*

Date 11/27/17

Official Certification of Results by the Most Populous County (Candidates)

County Board of Elections:	Licking
Election Date:	November 7, 2017

District/ Subdivision	Southwest Licking School District
Office:	Board of Education (Three to be Elected)

The above named Board of Elections hereby certifies the votes cast for the candidates below for the office described above:

(The successful candidate(s) is(are) indicated by an asterisk.)

Candidates	James Helfrich	TJ Niedzielshi	* Catherine Spindler	* John Y Vincent	* Roger Zeune	
Party	Nonpartisan	Nonpartisan	Nonpartisan	Nonpartisan	Nonpartisan	
County	Votes	Votes	Votes	Votes	Votes	Votes
Fairfield	73	87	150	120	113	
Licking	1,333	1,757	2,685	2,249	2,143	
Totals	1,406	1,844	2,835	2,369	2,256	0

Director (Attest) *Betsy Wood*

Date 11/27/17